

www.mediana.co.kr



i Series

Body Composition Analyzers

Well-Being | Well-Balanced | Wellness



Segmental Multi Frequency Measurement

i25 / i35 is a BIA (Bioelectrical Impedance Analysis) technology system using multi-frequency measurement method providing precise yet meticulous Body Water (i35 Extracellular Water) and Body Composition Analysis.

*i25 10, 50, 100kHz / i35 5, 50, 100, 250kHz

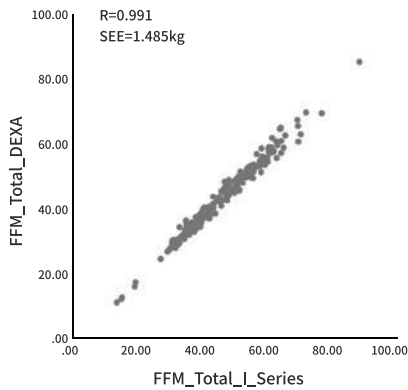
Segmental Body Composition Analysis

Tetra-polar 8 point tactile electrodes system provides accurate segmental (Body Fat and Muscle Mass) analysis and Body Balance evaluation through a user friendly chart.

Inch Perfect and Up to Date Body Composition Analysis Algorithm

Clinical trials of Golden Standards of Body Composition Analysis methods (DEXA, CT, and Isotope Dilution) were conducted in professional institutions to a wide range of demographics ranging from elderly to small children.

In addition, optimization algorithm technology utilized to increase the precision of Body Composition Analysis and its reliability verified through clinical trials.



Application

Hospitals,
nursing homes,
gyms, and
yoga studio etc.



Key Features

Extracellular Water Ratio

Extracellular Water Ratio presented which can be used for diagnosis of edema and health status evaluation by professional medical personnel. (i35)

Abdominal Obesity Analysis

Abdominal Obesity Analysis presents Waist Circumference, Abdominal Fat Ratio, Visceral Fat Area, Subcutaneous Fat Area, and Visceral to Subcutaneous Fat Ratio (VSR) allowing a qualitative and in depth analysis of abdominal obesity. (i35)

Exercise Guidance

Based on the results of Body Composition Analysis; Basal Metabolic Rate and Total Energy Expenditure is calculated to compute Target Body Fat, Exercise Intensity, Calorie Consumption of Exercise, and Estimated Completion, which are then all used for a systematic guidance towards a healthy body. (i35)

FMI and FFMI indexes

Fat Mass Index (FMI) and Fat Free Mass Index (FFMI) not only covers up the limitations of BMI but also allows an accurate analysis of obesity. (i35)

Blind Mode

Whilst processing Body Composition Analysis, “Blind Mode” can be turned on/off to show or hide the numerical values of weight and fat mass for privacy concerns.

The blind mode does not affect the results sheet printed which displays the weight and fat mass values regardless.

Ergonomic Design for Comfortable Measuring Posture

The wide rotational radius of the electrode handle combined with its rotatable versatility prompts a precise yet comfortable measuring posture reducing measurement errors.

PC Software

Body Composition Analysis Result Sheet, Segmental Body Composition, various body composition analysis data, nutritional information, and exercise guidance provided with results in the PC server. Our PC software is compatible with EMR (BMP image), PACS (DICOM, Worklist), and digital height scales.

Smartphone App

By a simple QR scan, results can be viewed via smartphones. Also, using our smartphone app allows the management of cumulative results.



Blind Mode

Muscle & Fat Analysis

MEDIANA Score

Body Type Table

Body Type Graph

History

i35

Professional Body Composition Analyzer

Electrode Type

Tetra-polar 8 point tactile electrodes system

Measuring Method

Segmental measurement using multiple frequencies

Power

DC Adaptor

Input: AC100-240V, 50-60Hz, 1.5A(1.5-0.7A)

Output: DC(12V, 5.0A)

Measurement Frequency

10, 50, 100, 250 kHz

Measuring Current

200uArms

Measuring Range

10 ~ 1000Ω

Measuring Weight Range

2.0~250.0 kg (measurement accuracy 50g)

Height Range

60.0~220.0cm

Input Interface

Keypad, Touch screen, Barcode Reader

Additional Function

USB Device used to back up restore, and support exporting CSV files

Supported Printer

Mediana recommended laser printer

External Interface

RS232C(9Pin Serial) 1ea, USB host(type A) 2ea, Mini-USB B(type B) 1ea, Bluetooth(Optional), Wi-Fi(Optional)

Measuring Time

Approximately 35 seconds

Age of Use

3~99 years old

Display

7.3inch color touch LCD(600 x 1024)

Dimension / Weight

360(W) x 559(L) x 1077(H)mm / Approx. 17.5kg

Operating Environment

Temp. 10~40°C, Humidity 30~75%, Air pressure 70~101.3 kPa

Storage Environment

Temp. -10~60°C, Humidity 10~80%, Air pressure 50~101.3 kPa

Supporting Result Sheet

General Results Sheet, Children Result Sheet

Measurement Modes

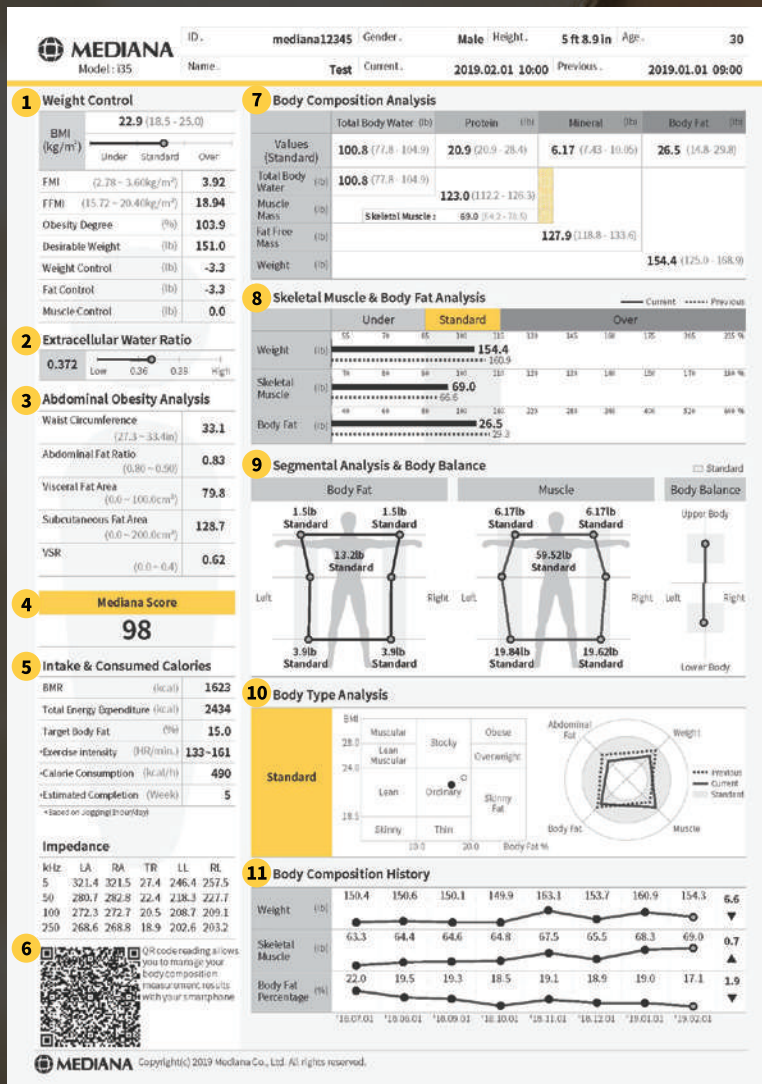
Expert Test, Self-Test, Classmate, Blind Mode



*Above contents are subject to change without prior notice to improve appearance and performance of the product.

Result Sheet General

Children Result Sheet is supported as a default option.



4 Mediana Score

Mediana score is a score that expresses the health of the body using various body composition analysis results including fat mass and muscle mass. Higher muscle mass, lower body fat percentage and abdominal fat percentage results in a higher score.

5 Intake & Consumed Calories

Based on the results of body composition analysis, Basal Metabolic Rate (BMR), Total Energy Expenditure, Calorie Consumption per hour, Expected Fat Burning is calculated. All of the indexes assists in setting dietary plans and goals.

6 QR Code

QR code reading allows you to manage your body composition measurement results with your smartphone

7 Body Composition Analysis

Each body composition measurement value and standard value is displayed to determine whether a body composition is insufficient or excessive.

8 Muscle & Body Fat Analysis

Weight, Muscle Mass, Body Fat Mass is shown with the standard given in grey shade to check where you fall in comparison the standard. Previous measurement results are given as well for visual comparison of changes

9 Segmental Analysis & Body Balance

Segmental Muscle Assessment, Segmental Body Fat Assessment, and Body Balance Assessment (muscle only) provided for segmental analysis of the body.

10 Body Type Analysis

A body type table with BMI and Body Fat Percentage is presented, deducing your body type. In addition, Weight, Muscle, Body Fat, and Abdominal Fat is used to draw a Graph to see where you fall in comparison to the standard (shaded in gray).

11 Body Composition History

Previous measurement history up to 8 measurements is shown in a linear graph for a quick look at history of weight, muscle mass, and body fat percentage.

1 Weight Control

Obesity indexes such as BMI, Fat Mass Index (FMI) and Fat Free Mass Index are displayed. Weight, body, fat, and muscle control are displayed which are obtained through body composition analysis.

2 Extracellular Water Ratio

Extracellular Water, an indicator for body water balance can be used for diagnosis of edema and evaluation of health status by professional medical personnel.

3 Abdominal Obesity Analysis

Waist Circumference, Abdominal Fat Ratio, Visceral Fat Area, Subcutaneous Fat Area, and Visceral to Subcutaneous Fat Ratio (VSR) displayed for quantitative, yet complex analysis of the abdominal area.

i25

Basic Body Composition Analyzer

Electrode Type

Tetra-polar 8 point tactile electrodes system

Measuring Method

Segmental measurement using multiple frequencies

Power

DC Adaptor

Input: AC100-240V, 50-60Hz, 1.5A(1.5-0.7A)

Output: DC(12V, 5.0A)

Measurement Frequency

10, 50, 100kHz

Measuring Current

200uArms

Measuring Range

10 ~ 1000Ω

Measuring Weight Range

2.0~250.0 kg (measurement accuracy 50g)

Height Range

60.0~220.0cm

Input Interface

Keypad, Touch screen

Additional Function

Data can be saved, backed up, and restored using a USB storage device

Supported Printer

Mediana recommended laser printer

External Interface

RS232C(9Pin Serial) 1ea, USB host(type A) 2ea,

Mini-USB B(type B) 1ea

Measuring Time

Approximately 30 seconds

Age of Use

3~99 years old

Display

4.3inch color touch LCD(480 x 272)

Dimension / Weight

360(W) x 559(L) x 992(H)mm / Approx. 17kg

Operating Environment

Temp. 10~40°C, Humidity 30~75%, Air pressure 70~101.3 kPa

Storage Environment

Temp. -10~60°C, Humidity 10~80%, Air pressure 50~101.3 kPa

Supporting Result Sheet

General Results Sheet (Children Result Sheet not supported)

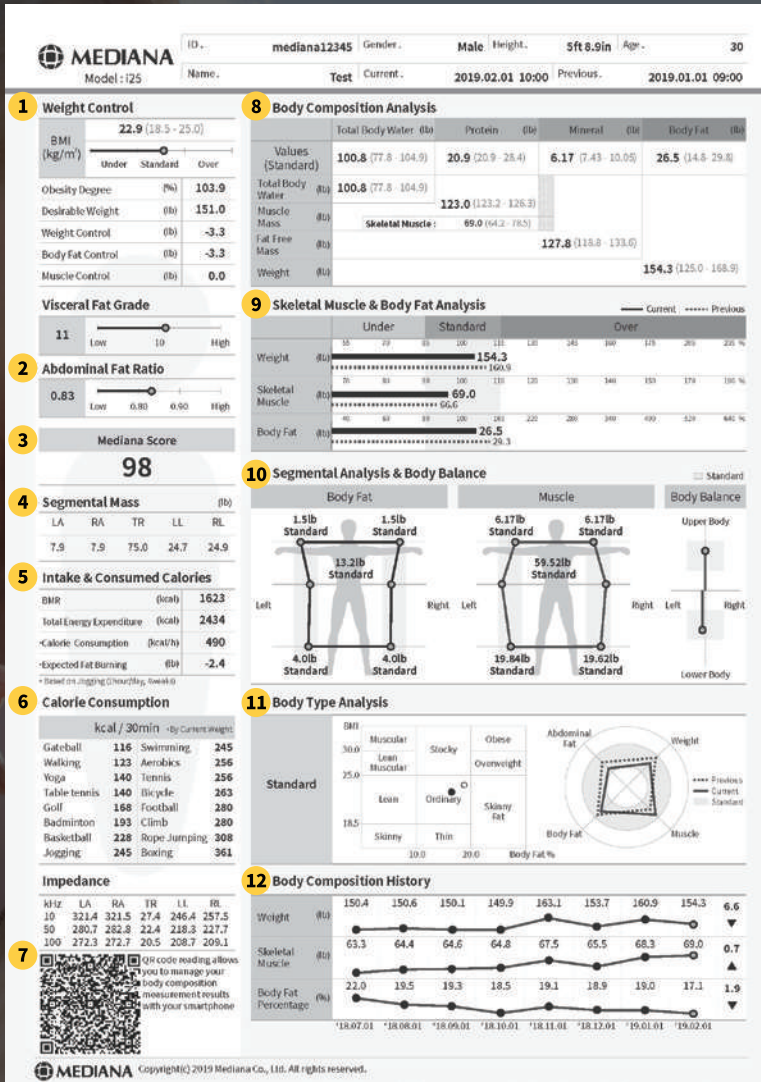
Measurement Modes

Expert Test, Self-Test, Classmate, Blind



*Above contents are subject to change without prior notice to improve appearance and performance of the product.

Result Sheet General



1 Weight Control

Obesity indexes such as BMI, Fat Mass Index (FMI) and Fat Free Mass Index are displayed. Weight, body, fat, and muscle control are displayed which are obtained through body composition analysis.

2 Abdominal Fat Ratio

Visceral fat ratio and Abdominal fat ratio can be checked through the graph.

3 Mediana Score

Mediana score is a score that expresses the health of the body using various body composition analysis results including fat mass and muscle mass. Higher muscle mass, lower body fat percentage and abdominal fat percentage results in a higher score.

4 Segmental Mass

Displays the weight of the Left Arm (LA), Right Arm (RA), Trunk (TR), Left Leg (LL), Right Leg (RL) which includes the weight of bones in addition to muscle and fat.

5 Intake & Consumed Calories

Based on the results of body composition analysis, Basal Metabolic Rate (BMR), Total Energy Expenditure, Calorie Consumption per hour, Expected Fat Burning is calculated. All of the indexes assists in setting dietary plans and goals.

6 Calorie Consumption

As a table of calories consumed by each exercise is provided, you can plan your exercise plan accordingly.

7 QR Code

QR code reading allows you to manage your body composition measurement results with your smartphone

8 Body Composition Analysis

Each body composition measurement value and standard value is displayed to determine whether a body composition is insufficient or excessive.

9 Muscle & Body Fat Analysis

Weight, Muscle Mass, Body Fat Mass is shown with the standard given in grey shade to check where you fall in comparison the standard. Previous measurement results are given as well for visual comparison of changes

10 Segmental Analysis & Body Balance

Segmental Muscle Assessment, Segmental Body Fat Assessment, and Body Balance Assessment (muscle only) provided for segmental analysis of the body.

11 Body Type Analysis

A body type table with BMI and Body Fat Percentage is presented, deducing your body type. In addition, Weight, Muscle, Body Fat, and Abdominal Fat is used to draw a Graph to see where you fall in comparison to the standard (shaded in gray).

12 Body Composition History

Previous measurement history up to 8 measurements is shown in a linear graph for a quick look at history of weight, muscle mass, and body fat percentage.



Mediana Seoul Office

53, Donggwang-ro, Seocho-gu, Seoul , Korea
Tel. +82 2-542-3375 / Fax. +82 2-542-7447

Mediana Head Office / Factory / R&D

132, Donghwagongdan-ro, Munmak-eup, Wonju-si, Gangwon-do, Korea
Tel. +82 33-742-5400 / Fax. +82 33-742-5418

Web. www.mediana.co.kr / **E-mail.** info@mediana.co.kr