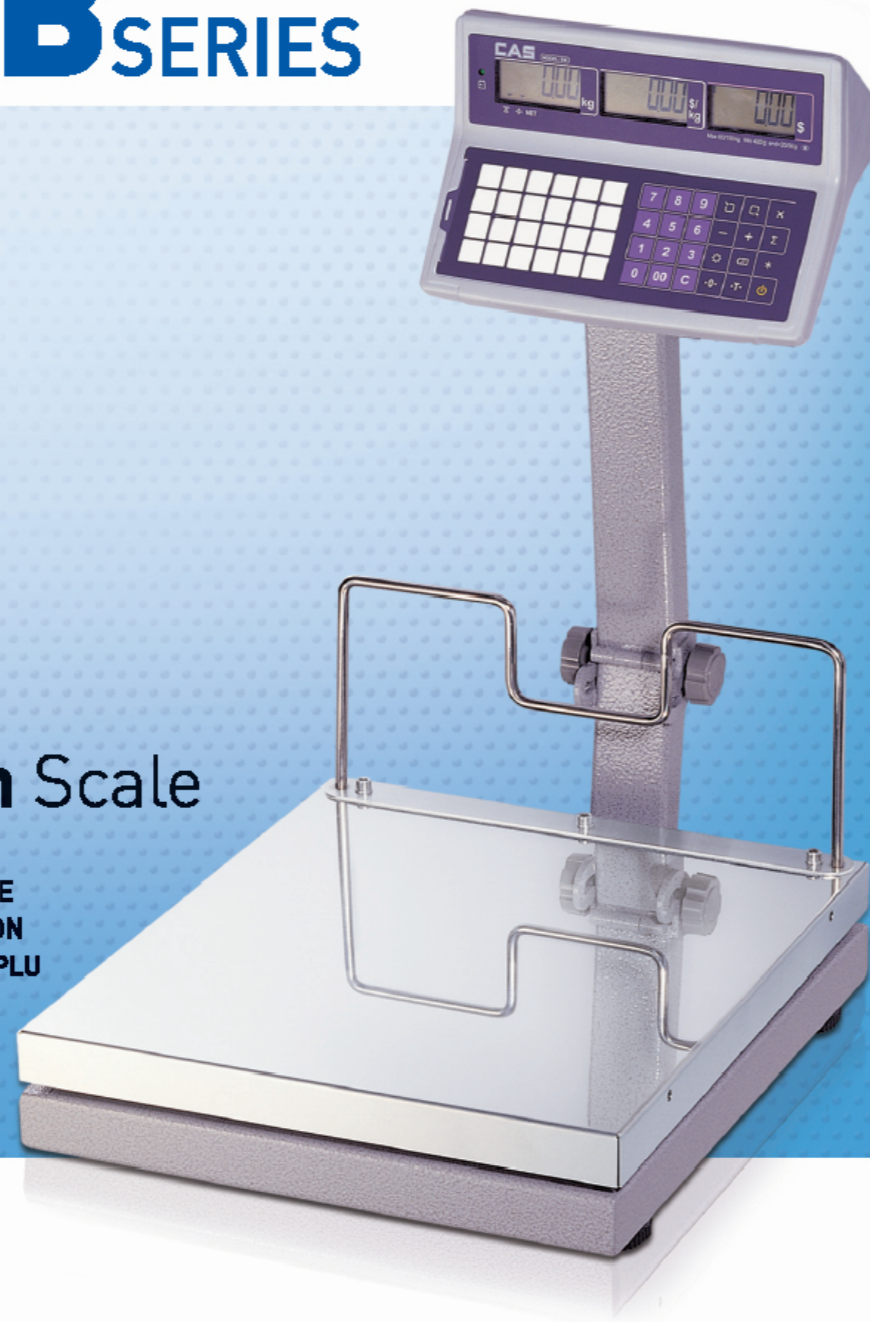


EB SERIES



Retail Bench Scale

PRICE COMPUTING FUNCTION
 COMPACT DESIGN & EASY TO USE
 RECHARGEABLE BATTERY OPTION
 24 DIRECT PLU & 199 INDIRECT PLU
 DUAL INTERVAL
 DAILY TOTAL FUNCTION
 AUTO POWER OFF FUNCTION

CAS

EB SERIES Retail Bench Scale

FEATURES


- 24 direct PLU & 199 indirect PLU
- Dual interval
- Re-Charge Battery Operated
- Long life Battery Operated
- Compact Design & Easy to Use
- Daily total Function
- Calculation Function: Accumulation / Multiplication
- Auto Power Off Function

OPTIONS

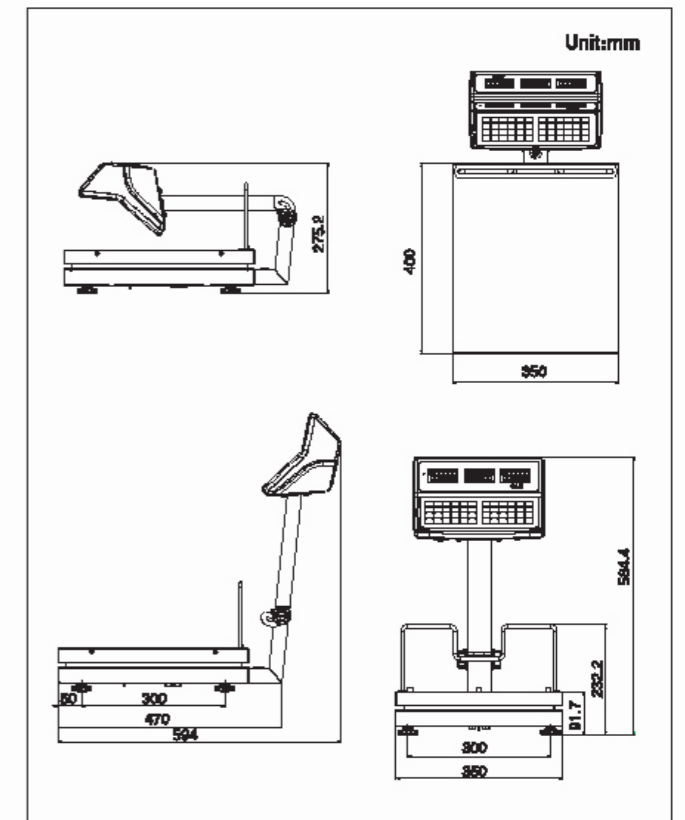
- AC Adapter
- Backlight
- RS-232

Specifications

Model	EB Series	
Capacity/a	60kg/0.01kg, 0.02kg	150kg/0.02kg/0.05kg
Internal Resolution	1/60,000	
External Resolution	1/3,000(Dual Interval)	
Max. Tare	Full Tare	
Measurement Type	Load Cell	
Display	W/U/P	62(W) x 30(D)[mm] (6 digit LCD) x 3EA
	Indicators	Zero, Net, Stable, Backlight, Low Battery, Charge/Power
Keys	M/B Switch	ZERO, TARE, TTL, PAD, ADD, MR, MW, PAX, CAN, EL, On/off
Power Source	6V 5Ah 20HR Pb Battery or 12V Adapter	
Battery Life	When Battery is Charged for 8hours Approx. 100hours(Backlight off)	
Min. Voltage Level of Battery	About 5.7V	
Operating Temperature	-10°C ~ +40°C	
Platter Size	350(W) x 400(D)[mm], 400(W) x 510(D)[mm]	



DIMENSIONS



CAS

CAS BLDG., # 440-1, SUNGNAE DONG,
 GANGDONG GU, SEOUL, KOREA
 TEL_ 82 2 2225 3500
 FAX_ 82 2 475 4668
<http://www.globalcas.com>

Specifications are subject to change for improvement without prior notice.